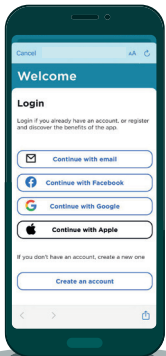


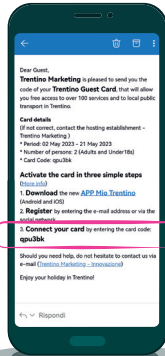
Mio Trentino APP

Find out how to use your Guest Card

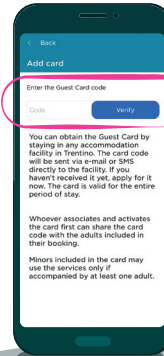
Download the app and link your card



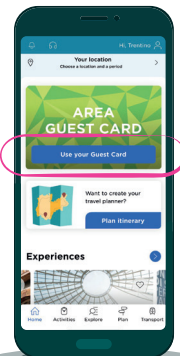
Log in/register with your email address or via social media



Look for your card code in the email sent by the accommodation facility

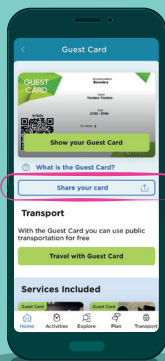


Enter your card code

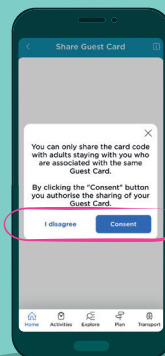


Go to the Guest Card area from the homepage of the app

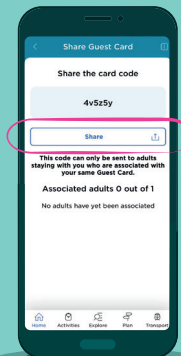
Share your card



If you link your card first, you can share it with the other adults included

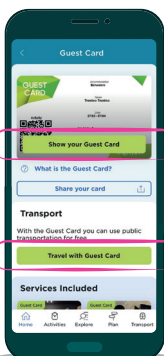


Give consent for sharing

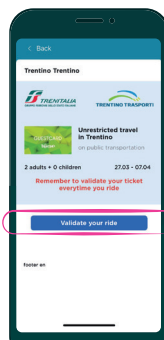


Choose the channel to share your card code through

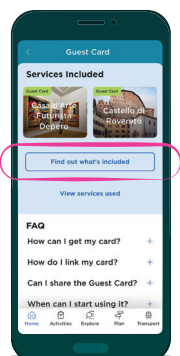
Access services and travel by public transport



Show your card at museums and attractions, travel by public transport



Validate your journey on buses or at train stations. Scan the QR code or enter the code (TTxxxx)



Discover all the services included with your card



Download the Mio Trentino app

